



Double-Faced Workstation

Designed to accommodate plain desktop work, laptop, or computer modules. Base unit is constructed of two tapered solid maple pedestal-style panel legs and two solid maple truss bars utilizing mortise and tenon joint construction with draw bolt reinforcement. Base unit is finished with sealer and multiple coats of lacquer. Top consists of 1-1/4" almond plastic laminate with sturdy top center dividing panel and grommets. Optional under-desk keyboard tray available. Unit measures 84"W x 48"D x 30"H.

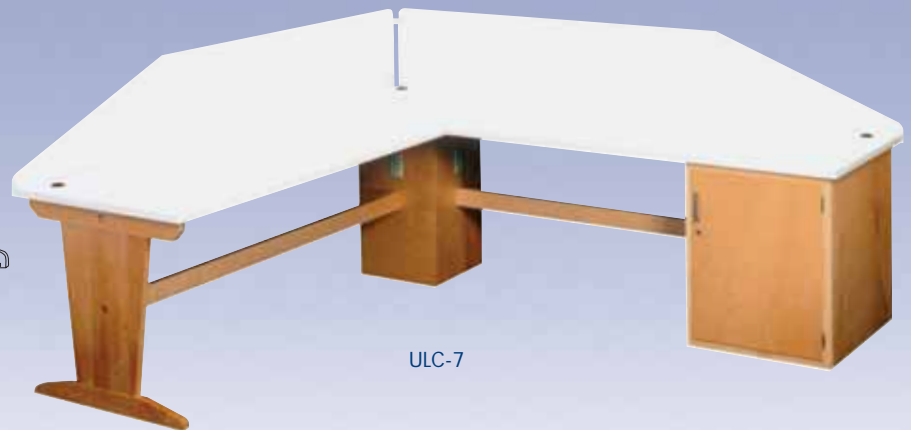
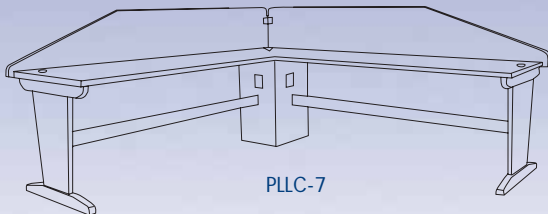
TE4S-7P Double-Faced Workstation
UDK-620 Optional Under-desk Keyboard Tray

Double-Faced Workstation

Designed to accommodate plain desktop work, laptop, or computer modules. Base units are constructed of solid maple framing with birch plywood panels on sides, back, and doors. Unit includes two single-door base units 18"W x 28"D x 28-3/4"H with adjustable shelf and masterkeyed lock; one support utilizing mortise and tenon joint construction with draw bolt reinforcement. Base unit is finished with sealer and multiple coats of lacquer. Top consists of 1-1/4" almond plastic laminate with sturdy top center dividing panel and grommets. Optional under-desk keyboard tray available. Unit measures 84"W x 48"D x 30"H.

TE4S-7B Double-Faced Workstation
UDK-620 Optional Under-desk Keyboard Tray

Add optional keyboard tray and monitor arm to make these units ideal for computer use.



"L" Cell Workstations

Designed to accommodate plain desktop work, laptop, work or computer modules. Base units are constructed of solid maple framing with birch plywood panels on sides, back, and doors; bases utilize mortise and tenon joint construction. Choose base configuration of one single-door base unit 18"W x 28"D x 28-3/4"H with an adjustable shelf and masterkeyed lock and one tapered solid maple pedestal-style panel leg, or two tapered solid maple pedestal-style panel legs. Both units include: one


lower support tower with four electrical boxes and cover plates; four solid maple truss bars. Entire base unit is finished with sealer and multiple coats of lacquer. Top consists of 1-1/4" almond plastic laminate placed in an "L" configuration and includes cable grommets. Top also includes two sturdy top dividing panels. Overall size: 84"W x 30"D x 30"H.

ULC-7 "L" Cell with Door and Pedestal Leg
PLLC-7 "L" Cell with Two Pedestal Legs
MEA-1212 Optional Flexible Monitor Extension Arm
UDK-620 Optional Under-desk Keyboard Tray

Universal Table

Designed to accommodate plain desktop work or computer modules. Base unit is constructed of solid maple framing with birch plywood panels on sides, back, and door; bases utilize mortise and tenon joint construction. Includes one single-door base unit 18"W x 28"D x 28-3/4"H with one adjustable shelf and masterkeyed lock, one tapered solid maple pedestal-style panel leg and two solid maple truss bars. Entire base unit is finished with sealer and multiple coats of lacquer. Top consists of 1-1/4" almond plastic laminate and includes a cable grommet. Overall size: 72"W x 30"D x 30"H.

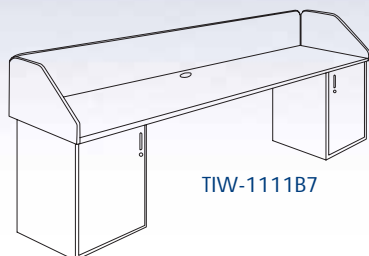
TE-UT **Universal Table Only — accessories not included**



TIW-1114B7

In-Line Workstations

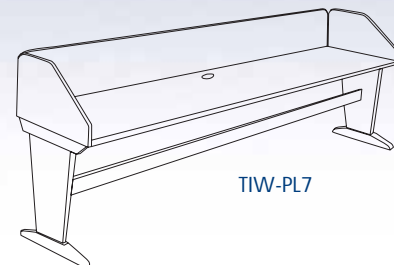
Designed to accommodate plain desktop work, laptop, or computer modules. Base unit is constructed with solid maple and birch veneer panels utilizing mortise and tenon joint construction with draw bolt reinforcement. Choice of four different base configurations as shown. Units with doors and drawers all have masterkeyed locks. The door units each have an adjustable shelf. Base unit is finished with sealer and multiple coats of lacquer. Top consists of 1-1/4" almond plastic laminate with sturdy back and side panels and grommet. Unit measures 84"W x 30"D x 30"H.



TIW-1111B7



TIW-1414B7



TIW-PL7

TIW-1114B7 **In-Line Workstation with One Door and One Drawer Cabinet**

TIW-1111B7 **In-Line Workstation with Two Door Cabinets**

TIW-1414B7 **In-Line Workstation with Two Drawer Cabinets**

TIW-PL7

UDK-620

In-Line Workstation with Two Pedestal Legs with Maple Truss Bars

Optional Under-desk Keyboard Tray